

# SFEIR TRADING

since 1977

YOUR PROJECT PARTNER

---

## COMPANY PROFILE



[WWW.SFEIRTRADING.COM](http://WWW.SFEIRTRADING.COM)

# TABLE OF CONTENTS

<b>01</b>	<b>COMPANY PROFILE .....</b>	<b>03</b>
<b>02</b>	<b>OUR SERVICES .....</b>	<b>05</b>
<b>03</b>	<b>OUR PRODUCTS</b>	
3.1	STEEL PIPELINES .....	08
3.2	CASING AND TUBING .....	11
3.3	DUCTILE IRON PIPES .....	12
3.4	GRP PIPES .....	15
3.5	GRE PIPES .....	18
3.6	HDPE .....	20
3.7	MANHOLE COVER AND GRATINGS .....	21
3.8	WATER METER .....	22
3.9	STEEL FITTINGS .....	24
3.10	FLANGES .....	26
3.11	VALVES .....	27
<b>04</b>	<b>REFERENCE LIST .....</b>	<b>28</b>

**CONTACT US**

# 01 COMPANY PROFILE

**SFEIR TRADING** (“the Company”) was established in Lebanon in year 1977. It started operating as a retail entity whereby its initial activities included trading building and construction material in the Lebanese Market.

Despite significant challenges and competition in the operating marketplace, the Company underpinned significant growth in its sales, profits and margins and achieved record levels.

The Company expanded in its supply for the pipeline industry and currently provides a range of products including steel and ductile iron pipes, GRP and HDPE in addition to fittings, valves and related accessories.

The Company continuously focuses on developing its clients’ database and has penetrated into several markets by implementing new marketing plans and tactics emphasizing on the following:

- Increase in its market share and differentiation from competitors;
- Maintaining high quality supply according to international standards;
- Employing a professional and experienced management team;
- Adopting a competitive pricing strategy; and
- Increasing its clients’ database through a focused and aggressive sales force.

The Company’s international trades grew rapidly. It was capable of creating an international database of EPC contractors, water corporations and oil and gas authorities in the Middle East, GCC and West Africa to become the exclusive representative of several global manufacturers and reliable suppliers for all offered products and services within the pipeline, commodities and aviation industries. In addition, Sfeir Trading is associated with several refineries pertaining to energy related commodities.

The Company's operations are managed through its head office in the UAE.

In addition to the Company's growth in expanding its clients' base, its geographical position and its sales figures, it focuses on being a reliable project partner by its commitment to provide the highest quality of products supplied and speed of service in the process of responding and delivering to clients' requests.

**SFEIR TRADING** is well -connected to numerous international manufacturers, suppliers, and refineries who supply the best products requested by high-end industrial, mechanical and engineering companies, energy related, other commodities and aviation requirements.

The Company prides on being a reliable project partner to its clients.

Sfeir Trading is a trusted member by the Dubai Chamber of Commerce and Industry.





## 02 OUR SERVICES

**SFEIR TRADING** provides advice on the ideal products to supply its clients based on a project basis.

Our trained representatives are readily available to inspect and assist in the selection of the required products. Moreover, they provide clients with technical information, different modes of application, product comparison and other relevant requirements.

Our company meets your specifications by providing a quick service and assisting in your needs: best pricing from suppliers, transport and delivery services, import duties, insurance and inspection, hence, taking the hassle out of importing goods required by clients.

### SITE SERVICES

Sfeir Trading provides assistance on pipe installation, such as site supervision or site inspection, and site lamination. Inspection reports are filled by our site service engineer/supervisor. The reports include: Quality Assurance, Check List (delivery and installation), Pipe Deflection Report and the Hydro test Report. Our qualified site engineers and supervisors extend their experience and knowledge at the site in advising the crew when they face difficulties during the installation process and advice the contractor's employees on the installation process.



Site service minimizes the time of installation , waste of materials , poor workmanship , repair works etc. and concludes a site service report for each project.

Check lists and reports filled by Sfeir Trading field service and site service engineers are submitted to the client / contractor include the following:

- 1.** Quality Assurance Check List for Delivery and Installation
- 2.** Pipe Deflection Report
- 3.** Hydro Test Report

**The site services department assists clients in understanding the installation guidelines by providing the following:**

**Installation Presentation:**

Overview on the installation procedure and propose recommendations prior to start of the installation.

**Installation manual:**

Provide an installation manual that supports the contractor on the proper soil, handling , storage , bedding , laying , joining , backfilling and testing procedures.

**On Site training**

Sfeir Trading will provide the contractor with a site service representative to provide trainings on the site preparation, installation and testing.

**Site visits:**

Periodic visits during the period of pipe installation to ensure that all the installation activities are performed properly as per standard.

**Commissioning:**

The installation of the line has been successfully completed according to standards.

**Customer's Survey:**

Our representative conducts a customer feedback survey to check if there is any room for customer service improvement.





## 03 OUR PRODUCTS

### 3.1 STEEL PIPELINES

**Steel pipes include the following:**

- Electrical Resistant Welded (ERW);
- Longitudinal Welded (LSAW);
- Spiral Welded (SSAW);
- Seamless;
- Stainless Steel: Seamless & Welded;
- Galvanized; and
- Casing and Tubing: OCTG pipes (casing pipes, drill pipes, production tubing) for all oil and gas operations.

**Steel Pipes supplied are designed for the following operations:**

- Gas pipeline transmission;
- Oil pipeline transmission;
- Pressure pipelines;
- Industrial transmission;
- Water supply systems; and
- Draining & cleaning operations.



**Production standards are as follows:**

- Pilings: ASTM A 252;
- Water line pipes: AWWA C 200, TS 1997, DIN 2460, BS 534, UNI 6363, DIN 1626;
- Petroleum and gas line pipes: API 5L, TS 6047, DIN 17172, GOST 20295;
- Pipe Lengths:  
Specifications ranging from: 6m - 16m, other production standards and specifications can be applied on a case by case basis.

Our Straight Seam Electric Resistance Welded (ERW) pipe production range from 1/2" upwards where the following standards are applied: AFNOR, API, ASTM, AWWA, BS, DIN, Gost, JIS, TS, and UNI.

**Coating and Lining:**

The coating of pipes is fundamental for protecting the pipe against corrosive environment and to provide a longer life. Our manufacturers apply different types of coatings and linings in accordance with major standards in order to fulfill our clients' requirements.

**Polyethylene Coating (Pe):**

PE coating is extremely efficient against corrosive and aggressive environments and chemical materials. PE coating is applied in accordance with DIN30670.

**Bitumen Coating and Lining:**

Bitumen coating and lining is applied in accordance with DIN2461, DIN30673, BS41-64, BS41-47, and others.



### **Epoxy Coating and Lining:**

Epoxy resin is applied after the internal surface treatment is completed in accordance with SA2 1/2 requirement. This procedure is applied with sanitary norms and AWWA C-210.

In addition, we also apply Coal-Tar Enamel Coating and Coal-Tar Epoxy Coating.

Temporary Rust Protection Coating and Cement-Mortar Lining provided are in compliance with the major standards such as AWWAC-203 and BS41-64 for coal-tar enamel coating AWWA C-2-5 for Cement-mortar lining.



## 3.2 CASING AND TUBING

Production standards are as follows:

### Casing and Tubing:

- Standard: API SPEC 5CT;
- Application: Tubing is used to extract petroleum and natural gas from a well, whereas casing serves as a wall protection to the wells;
- Steel grade: J55, K55, N80, L80, C90, T95, P110;
- Range of specification: 1.900"-20";
- Connection: VAM, HCS, TS8, UPJ, CS Hydril and equivalent.



### 3.3 DUCTILE IRON PIPES

Our Ductile Iron Pipes and fittings are produced with different kind of joints from DN80-2000 mm according to ISO 2531 BS EN545 & 598 under the following production process:

- **Smelting and molten iron spheroidization;**
- **Centrifugal casting and extraction from molds;**
- **Heat treatment;**
- **Finishing:** The process includes testing and inspection in order to ensure pipe quality. All pipes are then externally coated with metallic zinc and sprayed with bitumen according to the ISO8179 standard;
- **Cement lining:** All pipes are internally centrifugal lined by cement mortar lining according to the ISO4179 standard;
- **Bitumen coating:** To prevent corrosion and give the pipe a good appearance, every ductile iron pipe is coated with bituminous paint, meanwhile undergoing a quality inspection of the external coating.



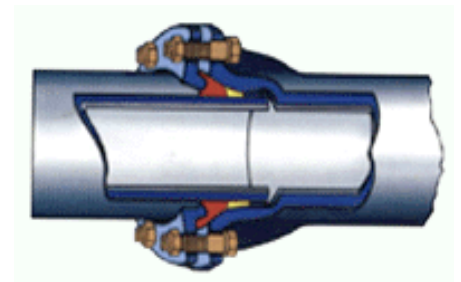
**1. Standard dimensions and weight of N1 type joint***(K9, K7, C40, C30 class, standard effective length: 6m)***2. Standard dimensions and weight of S type joint***(K9, K7, C40, C30 class, standard effective length: 6m)***3. Standard dimensions and weight of T type joint***(K9, K7, C40, C30 class, standard effective length: 6m)***Weight and dimension table of push-on joint pipe:**

Nominal Diameter (mm)	Barrel of Pipe			Weight of Socket (kg)	Weight per Piece (kg)
	External Diameter (mm)	Wall Thickness (mm)	Weight per meter (kg/m)		
80	98	6	12.2	3.4	76.5
100	118	6.1	15.1	4.3	95
150	170	6.3	22.8	7.1	144
200	222	6.4	30.6	10.3	194
250	274	6.8	40.2	14.2	255
300	326	7.2	50.8	18.9	323
350	378	7.7	63.2	23.7	403
400	429	8.1	75.5	29.5	482
450	480	8.6	89.3	38.3	575
500	532	9	104.3	42.8	669
600	635	9.9	137.3	59.3	882
700	738	10.8	173.9	79.1	1123
800	842	11.7	215.2	102.6	1394
900	945	12.6	260.2	129.9	1691
1000	1048	13.5	309.3	161.3	2017
1200	1255	15.3	420.1	237.7	2758
1400	1462	17.1	547.2	279.8	3563
1600	1668	18.9	690.3	375.2	4517
1800	1875	20.7	850.1	490.4	5591
2000	2082	22.5	1026.3	626.2	6784



**Mechanical Joint:**

Mechanical joint has same flexibility of angular deflection with push-on type pipe. For dismantling, it is even easier than push-on joint. But for installation it is not as convenient as push-on joint.



Mechanical joint K-type is used mostly for pipes with big diameter. The Company develops mechanical joint N-type and S-type especially for gas-carrying pipeline. N-type is usually for low-pressure pipeline. S-type can be used for medium pressure pipeline.






### 3.4 GRP PIPES

A Fibreglass Pipe is a composite product made of glass fibers embedded in or surrounded by thermosetting resin which is subsequently cured. Fibreglass pipes include Glass Reinforced Polyester (GRP) pipes, Glass Reinforced Epoxy (GRE) pipes and Glass Reinforced Vinylester (GRV) pipes. Since the 1970s, fibreglass technology has evolved to enable fibreglass to be used as either the pipe material of choice or a feasible alternative for certain applications and across all end-markets, except gas transmission. Fibreglass possesses certain physical qualities which we believe make it a superior alternative to traditionally used pipe materials. The competitive attributes of Fibreglass are: lightweight, durable, anti-corrosive, efficient carrier and a versatile material.

#### **Product Range of GRP Pipes:**

GRP Pipes is a composite material system produced from glass fiber reinforcements, thermosetting plastic resins, and additives. By selecting the right amount of materials and the manufacturing process, the designer can create a product to meet the most demanding requirements.



Sfeir Trading is a leading trading company that deals with GRP pipes. GRP pipes are available in nominal diameters ranging from 80mm to 4000mm. Pipes are available at different nominal pressure classes that are PN 3, 6, 10, 16, 20, and 25 bars (PN 20 and PN 25 up to ND 2000 mm) with stiffness classes of 2500, 5000, 10000, and 12500 N/m<sup>2</sup>. These pipes can be used for both underground and above ground installations depending on whether it is a restrained type pipe system or non-restrained.

### Applications:

**Fiberglass pipe is used in many industries and for numerous applications including:**

Chemical processes, desalination, ducting and vents, geothermal, industrial effluents, irrigation, oil industries, potable water, power plant cooling, raw water, sewers, sea water intake and outfalls, slurry piping, storm sewers, water distribution, water transmission, and in tubing and casing.

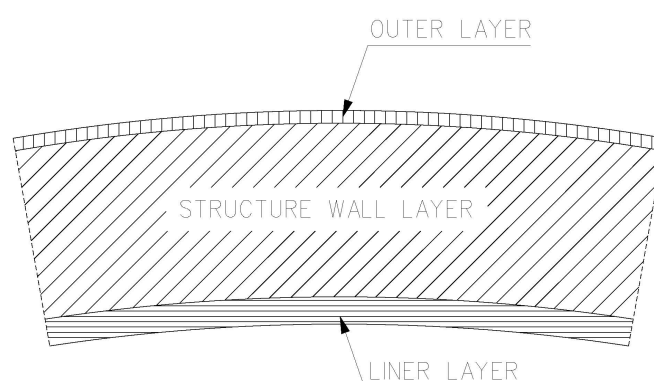
### Applicable codes and standards:

ASTM D-3262, ASTM D-3517, ASTM D-3754, AWWA C-950, AWWA M-45, and BS 5480.

### Characteristics:

GRP pipes are known to be corrosion resistant, with a good strength to weight ratio, non-conductive material, has dimensional stability, low maintenance costs, and flexible.

### Construction:



GRP pipe is a composite laminate consisting of mainly three layers. The first layer is a corrosion resistant liner called the inner liner, the second layer is the structure layer, and the external layer is a resin rich layer.

**The main three raw materials are:**


1. Resin
2. Glass
3. Silica Sand

**In process Quality Control:**

Quality control testing includes careful checks for incoming raw materials, in process manufactured products, and finished products. All these tests are done according to international standards such as ASTM, BS, EN, and AWWA.

**Joining systems and Fittings:**

There are several types of joining systems available to GRP pipes. Many of the systems permit angular deflection, while other joining systems are designed to resist longitudinal thrust forces. The most common fittings used are elbows, tees, wyes, flanges, and reducers or laterals. Some client specifications lead to a custom designed spool making it easier for installation.



## 3.5 GRE PIPES

The Company trades Glass Fiber Reinforced Epoxy Pipes and Fittings (GRE) in diameters ranging from 25 to 1200 mm, pressures from 10 to 32 BarG where these pipes and fittings are available in adhesive bonded, mechanical, and laminated jointing systems.

GRE pipe systems are utilized in normal to aggressive environments with a wide operational temperature range up to 120 Degree Celsius. The following are standard applications for GRE products:

- **Industrial Plants:** chemical processing plants, fertilizer plants, food processing industries, paper and textile industries, petrochemical plants, sanitary and industrial sewerage plants, chemical wastes, refineries, oil and gas lines.
- **Power Plants:** Raw and Potable Water lines, cooling water process lines, sea and brine water pipelines, and fire fighting lines.
- **Utilities:** Agriculture, desalination plants, reverse osmosis plants, and public water supply.
- GRE pipe systems can also handle heavy industrial wastes, abrasive slurries, toxic chemicals, hazardous fluids or those for above ground or higher temperature services.

GRE Pipe Systems are manufactured according to international standards: AWWA C 950, AWWA M45, ASTM D 2996, ASTM D 3754, BS 5480, AND API 5HR AND API 5LR.

GRE pipe systems have a lot of benefits and some of the advantages are: Corrosion Resistant, light weight, extremely smooth pipe interior surface and superior mechanical and thermal properties where design life is 50 years.

GRE pipe systems are manufactured by Helical Discontinuous Manufacturing Process and are produced with strict quality assurance and quality control according to international AWWA, ISO, and ASTM standards.





## 3.6 HDPE PIPES

Our HDPE Pipes and fittings are suitable for potable water. They do not contain bacteria or any other material harmful to human health. There are two types of HDPE PE100 and PE32.

### Advantages:

- Have a high stretch-ability, provides easier installation. The minimum elongation at break is 600%.
- Are not affected by under ground movements and are unbreakable.
- Impact resistance and high resistance to crack propagation.
- Low internal surface roughness.
- Convenient for underwater installation.
- High performance for 50 years under nominal pressure degree.
- Does not request cathodic protection.
- Resistant to chemicals.


### Application Areas:

- Water Transportation
- Underground and above ground
- Irrigation systems
- Fire water systems
- Waste Water Discharge
- Deep-sea discharges



### 3.7 MANHOLE COVER AND GRATINGS

- **Shape:** Round, square, rectangular cover with lifting pocket, frame with seal and lock;
- **Material:** Ductile iron and cast iron;
- **Standards:** ASTM, DIN, EN, BS, ISO;
- **Proof Loads:** up to D 600; and
- **Coating:** Epoxy, PE and bitumen painting.



### 3.8 WATER METER

Water meter products are used to measure the total volume of cold potable water and hot water flowing which is consumed in household or in resident units, passing through the pipeline.

Some meters are made especially for heat-resistant that is used for measuring the living water, hot water, boiler preheating water and process cooling water. Other meters are made for dry-type water meter measuring devices that are driven by magnetic coupling, easy reading good antifreeze property and ability to permanently keep the reading clear.

Adopting pointer and word-wheel combination count device, with advanced and an elegant structure. The counter is sealed by a special type of liquid and the reading is clear for long, convenient meter copy and long service life.

**Type:** Rotary-vane meter, multi and single jet, volumetric, wet type and dry, flow meter and others such as remote control, digital that is suitable for hot, cold and potable water.

**Nominal Sizes:** 15mm and up.

**Water Condition:** Water temperature  $\leq 50^{\circ}\text{C}$

**Working Pressure:**  $\leq 1\text{ MPa}$





### Water Meter Box:

Small water meter box: 30x40 cm for use in PP and galvanized connections;  
 Big water meter box: 30x60 cm for use in PE connections;  
 Depth: 15-90 cm based on order.

### Advantages:

- The cover is available in plastic and cast iron in conformity with usage conditions such as sudden temperature variation, humidity and direct sun rays;
- Holds high resistance properties against corrosion caused by the following: chemical factors, oil, gases, lubricants, etc.;
- Supporting bridges at the bottom;
- Resistance against bumps and strokes; and
- High capability of bearing weight.

## 3.9 STEEL FITTINGS

### Butt welding pipe fittings, forged steel fittings:

- **Dimension Standard:**

- ANSI B16.3;
- BS 143 & 1256;
- DIN 2950;
- API 5L.

- **Coatings:**

- No coatings;
- Hot dipped galvanized;
- Fusion bonded epoxy resin;
- PE.





- Carbon Steel Fittings for piping components;
- Forged or Rolled Alloy-Steel pipe Flanges, Forged fittings, valves and parts for high-pressure and high-temperature;
- Forging Carbon and Low-Alloy Steel, requiring Notch Toughness Testing for piping components; and
- Pipe fittings of wrought Carbon Steel and Alloy Steel for Low-Temperature Service.

### CLASSIFICATIONS BY JOINT

BW (Butt Welding)	By welding two parts' end that have a bevel end preparation; This method is very economical to maintain large size piping
SW (Socket Welding)	This method is usually used for small size fittings Below 2" (50A)

### Production Range:

MATERIALS	ITEMS	MOD TYPE	FABRICATION TYPE
	ELBOW	~ 60 inch	~ 120 inch
Carbon Steel	TEE	~ 60 inch	~ 120 inch
Stainless Steel	REDUCER	~ 48 inch	~ 120 inch
Alloy Steel	CAP	~ 48 inch	~ 120 inch
Duplex Steel	STUB-END	~ 16 inch	~ 60 inch
Nickel & Alloy Steel	FORGED FITTING	~ 4 inch	~ 4 inch
Titanium & Zirconium	OUTLET FITTING	~ 36 inch	~ 36 inch

### 3.10 FLANGES

Carbon Steel	ASTM: A105 (N), A 181 Gr, A350 Gr JIS: SFGGr
High Yield Carbon Steel	ASTM A694 Gr: F42, F45, F52, F55, F60, F65, etc.
Stainless Steel	ASTM A182 G: F304 (L.H.), F316 (L.H.), F347 (H), F317 (L), F44, etc.
Duplex & Super Duplex Steel	ASTM A182 Gr: F51, F53, etc.
Low Alloy Steel	ASTM A182 Gr: F1, F5(A), F6, F9, F11, F12, F22, F91, etc. AISI 4130
Nickel Alloys	B564 UNS NO: 6625, 8825, etc.
Titanium	ASTM B381: Gr F2 / B386

#### Flange Types:


		
<b>WELDING NECK FLANGE</b>	<b>THREADED (SCREWED)</b>	<b>SLIP-ON FLANGE</b>
		
<b>LAP JOINT FLANGE</b>	<b>BLIND FLANGE</b>	<b>SOCKET WELDING FLANGE</b>

### 3.11 VALVES

Valves produced include the following: BS, API, DN, EN, ASME and ISO Standard. Bodies produced are Cast Iron, Ductile Cast Iron, Steel, Stainless and Brass.

**The main classes and types available include:**

- Forged Steel valves;
- API Valves;
- Cast Iron Low Pressure;
- General Valves;
- Heat / Oxygen Valves;
- Butterfly Valves;
- Gate Valves;
- Ball Valves;
- Floating ball Valves;
- Plug Valves;
- Globe Valves; and
- Check Valves.





## 04 REFERENCE LIST

Our reference list consists of more than hundreds of clients served in the region and internationally within different industries in both the private and public sectors. A detailed reference list is available upon request.



# SFEIR TRADING

since 1977

YOUR PROJECT PARTNER

---

e-mail: [info@sfeirtrading.com](mailto:info@sfeirtrading.com)

[WWW.SFEIRTRADING.COM](http://WWW.SFEIRTRADING.COM)